
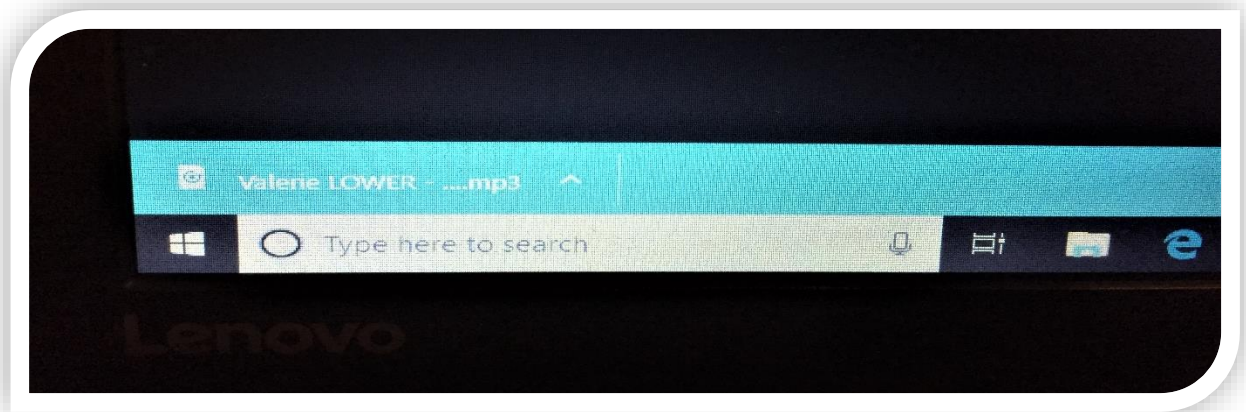


Downloading Rokit songs

1. Log in to website, find the song you wish to download.
2. Left click the song and it will start to play. This box will appear in the centre of your screen



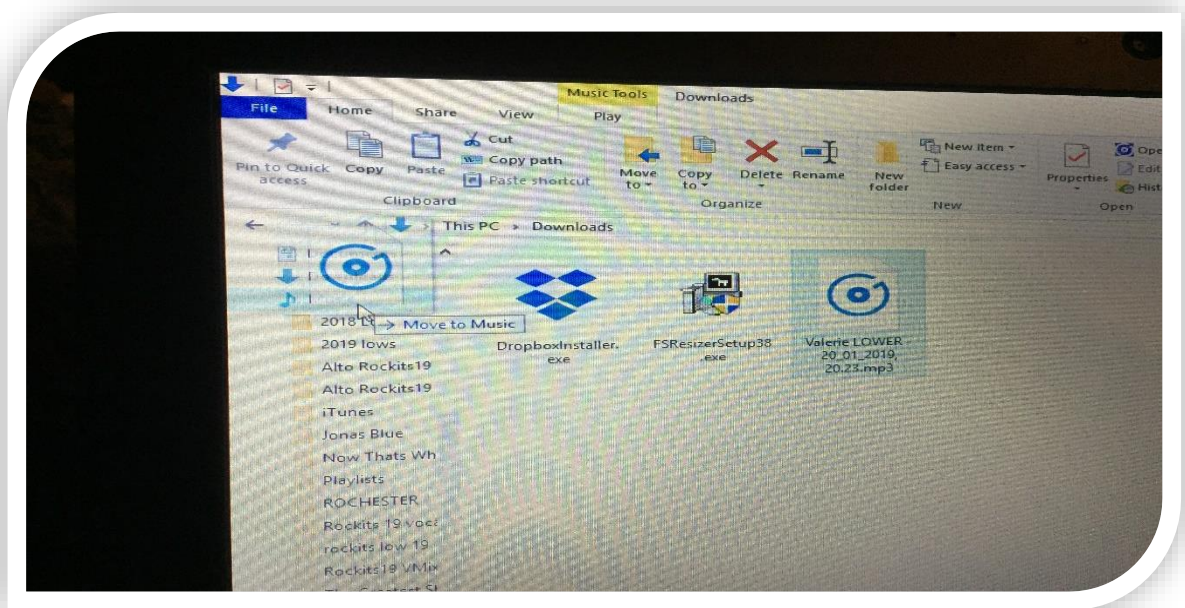
3. Left click the 3 dots at end 'download' will show.
4. Left click download, a box will appear bottom left of your screen



Your song can now be found in the 'Downloads' file on your computer.

If you use itunes for music ignore step 5

5. Move to music using drag & drop (hold down left click and move) The song is now in your 'music' file



6. **itunes only** top of screen left click 'open' and select itunes. The song will automatically move in to your itunes library.